



Co-funded by the  
Erasmus+ Programme  
of the European Union



**Project Title**

# **Curriculum Development for Sustainable Seafood and Nutrition Security**

**Project Acronym**

**SSNS**

Study visit in the Norwegian University of Science  
and Technology- Evaluation report

5<sup>th</sup>-9<sup>th</sup> of November 2018

Trondheim, Norway

**Prepared by: EUROTraining**



**Greece, 02/01/2019**



## Funding details:

Education, Audiovisual and Culture Executive Agency

Erasmus+: Higher Education – International Capacity Building

KA2: Cooperation for innovation and the exchange of good practices – Capacity building in the field of Higher Education

Agreement Number: 2018 – 0028 / 001 - 001

Project Number: 585924-EPP-1-2017-1-TH-EPPKA2-CBHE-JP

## Support:

Co-funded by the Erasmus+ programme of the European Union

## Deliverable details:

Actual submission date: 02/01/2019

Start date of project: 15 - 10 - 2017

Duration: 3 years

Organisation name of lead contractor for this deliverable: EUROTraining

Dissemination level		
<input checked="" type="checkbox"/> Department / Faculty	<input type="checkbox"/> Local	<input type="checkbox"/> National
<input checked="" type="checkbox"/> Institution	<input checked="" type="checkbox"/> Regional	<input type="checkbox"/> International

## Disclaimer:

The European Commission supports for the production of this publication does not constitute an endorsement of the contents, which reflects the views only of the authors, and the Commission cannot be held responsible for any use which may be made of the information contained therein.





---

## Contents

Contents ..... 3

General comments..... 4

Evaluation Analysis Results ..... 4

Summary and Conclusions ..... 11





## General comments

In the framework of WP2 academic professionals from Asian HEIs and European partners travelled to Trondheim, Norway in order to witness first-hand the teaching process, course and lab setup as well as other operational issues of the relevant MSc degrees offered in NTNU. All participants, Asian and Europeans, filled-in an evaluation questionnaire so as to express their satisfaction in several aspects of the study visit in the Norwegian University. This questionnaire was prepared and distributed by EUROTraining.

In total, the Asian Universities were 9 as well as 2 European Universities and 1 European VET organization. From each one there were 4 or 3 participants in the study visit, therefore the answers we gathered were 30. This report aims to provide feedback particularly on:

- the clear definition of study visit's objectives
- the improvement in partners' understanding and knowledge of the subject
- the level of interaction
- the balance between theory and practice
- the organizational part of the study visit

## Evaluation Analysis Results

The participants had the opportunity to evaluate the study visit including different aspects as mentioned before by rating from 1 to 6, according to the questions provided and the level of satisfaction. The level of satisfaction was assessed from 1, which stands for the worst rating, to 6 which stands for the best rating.





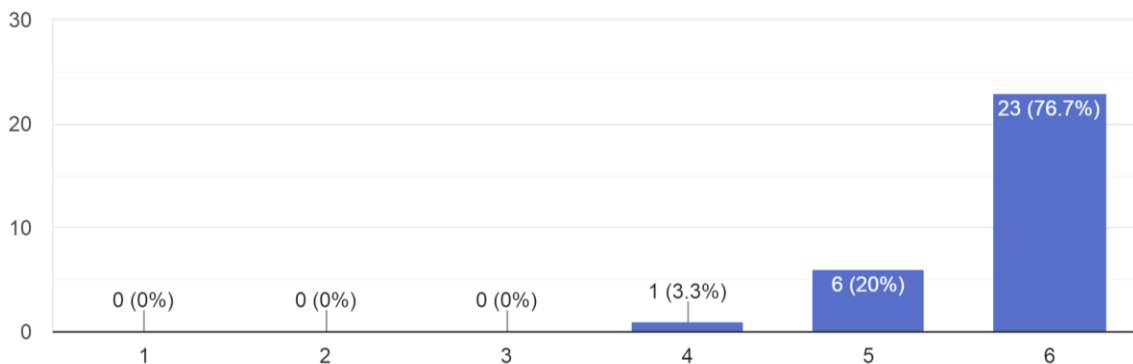
### 1. Name and Surname

The first question of the questionnaire was about personal information of the participants, meaning their name and surname, where every partner answered.

### 2. Profession and Institute

In this question all partners referred the University that they represented and their position within the University.

### 3. The objectives of the study visit were clearly defined

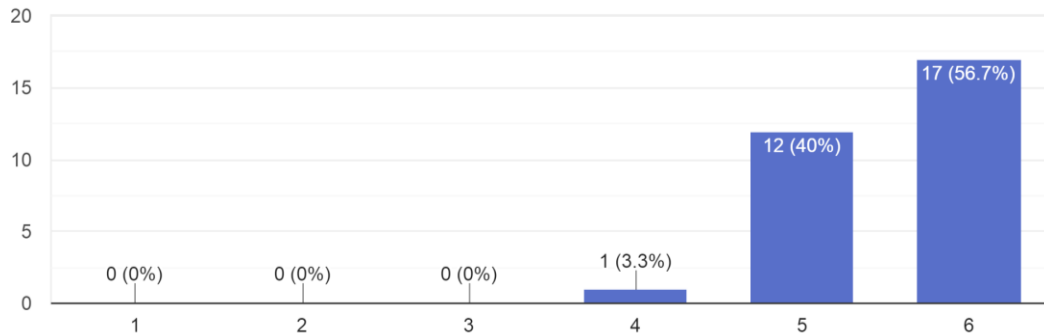


As the graph shows, the majority of participants (76,7%) were very satisfied with the objectives of the study visit while the rest 20% was just satisfied, with only one person being more neutral. This fact indicates a general feeling of satisfaction regarding the level of clarity on the objectives.



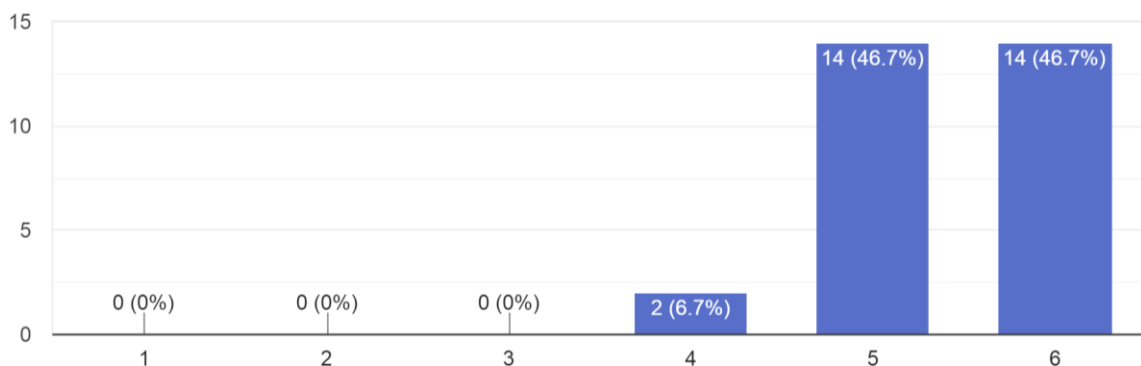


**4. The study visit improved my understanding of the subject.**



Seventeen out of thirty participants rated the improvement in understanding the subject with 6 while 12 people were just satisfied with this improvement. Only one participant was more neutral indicating that some points might wanted more elaboration.

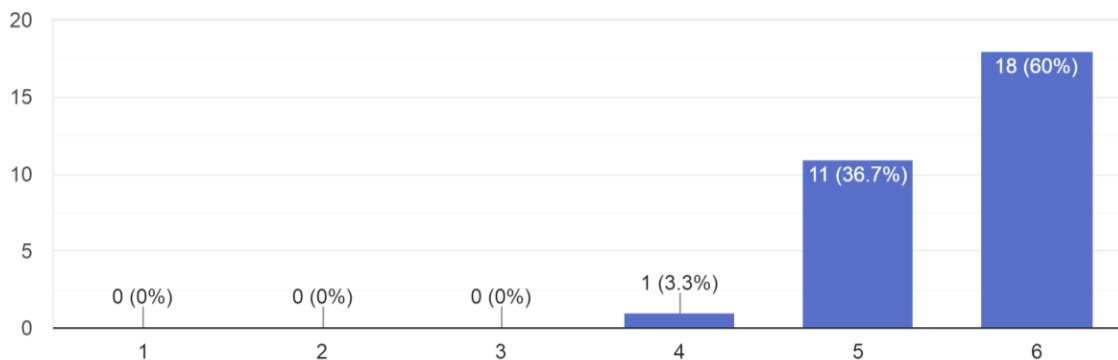
**5. I will be able to utilize the knowledge acquired, at some level.**





Regarding the ability to utilize the acquired knowledge, participants were divided as 14 of them were very confident about this and the other 14 just agreed with this statement. Moreover, two participants weren't so sure if the knowledge from the study visit can be utilized. This aspect indicates that there is room for improvement so as to help, especially Asian partners, be sure about the knowledge they can use in practice in their Universities.

## 6. Participation and interaction were encouraged.

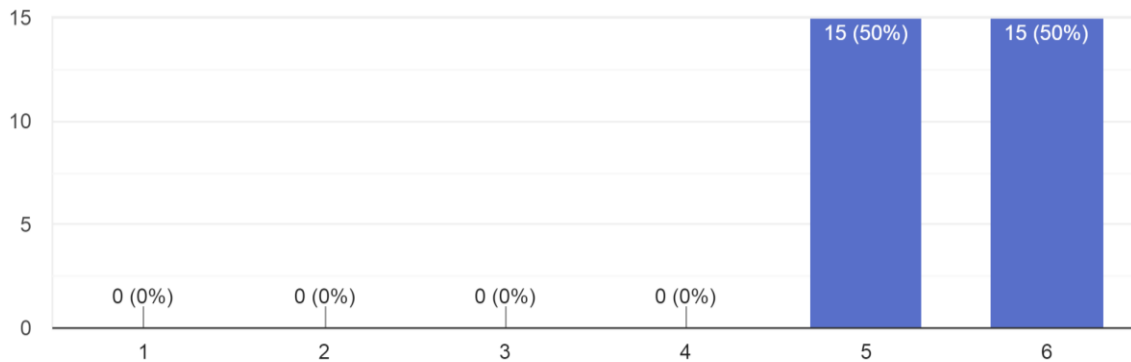


Most of the participants (60%) totally agreed with the level of interaction during the study visit. Additionally, eleven participants agreed with the above statement while one person rated it with a 4. The results are very good as interaction is a significant feature of a successful study visit, nevertheless it is wise to give attention to the participants that rated this aspect lower as every participant should feel encouraged to participate actively.



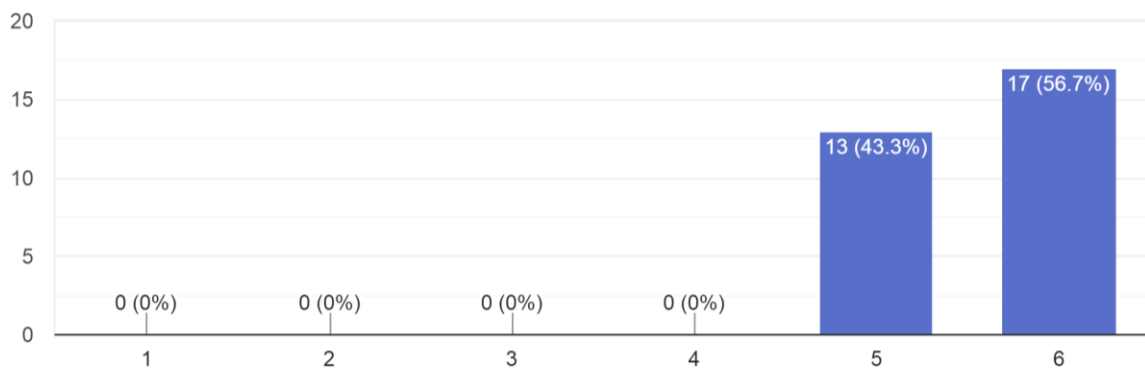


**7. There was a correct balance between the theoretical part and discussion.**



This aspect considered to be satisfying as the results were paired off 50-50. The level of satisfaction regarding the balance between theory and discussion is high which is very important for the organization of future visits knowing if there is need for focus only in one aspect or both.

**8. The objectives of the study visit were met.**

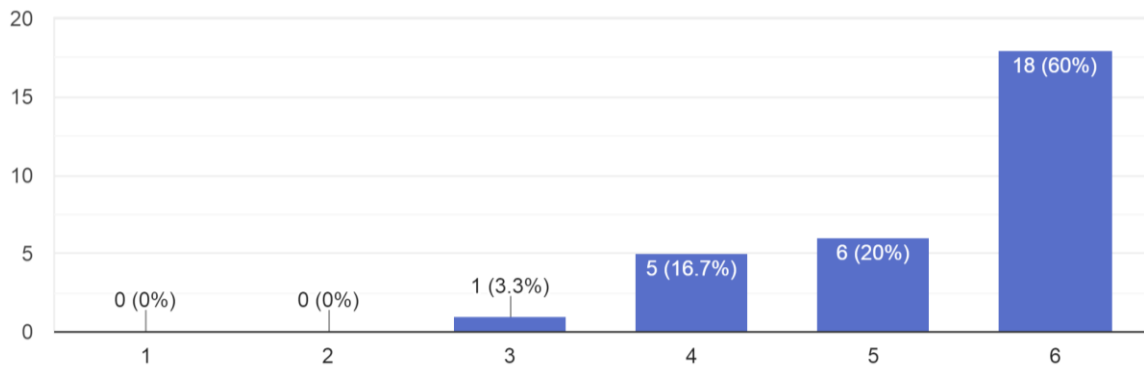






The situation here is similar with the interaction aspect as the percentages are close. Besides the thirteen persons that were just satisfied with the level of objectives' accomplishment, the rest of participants (56,7%) were very positive indicating that was a successful study visit.

### 9. How do you rate the duration, date and timing of the study visit?

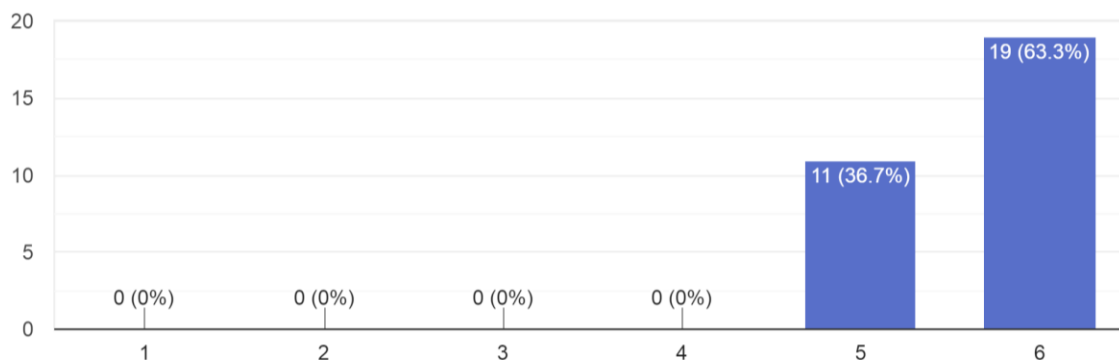


The answers regarding the organization of the study visit were in general very good as 60% of the participants agreed with the timeframe in contrast with 20% that found it good and 16,7% being even more neutral. Furthermore, one person was very reluctant about this issue rating it with 3, leading us to the conclusion that it is important to take into account the preferences of the participants when organizing a study visit.





## 10. Overall evaluation of the study visit.



In general, participants were very satisfied with the study visit as nineteen out of thirty participants rated it with 6 while the rest eleven people with 5. The results are very positive as no one rated the study visit regarding all aspects, negatively.

## 11. Which aspects do you think could be improved for the next study visit? Any additional comments? (optional)

It will be better when we have a chance to meet post graduate students and /or to sit in the postgraduate class in the most relevant subject.

The collaboration between NTNU and the participants in lecturer and students exchange

Perhaps, the objectives of the study visit could be discussed in detail so one can prepare for the visit better. Overall, the visit was a very informative and useful to understand closely the Norwegian educational institutions, their teaching and learning environment, and the aquaculture practices.





no comments, it was a very well organized study visit

I am totally satisfied by this study visit. It is a good example for all study visits. All presentations should be uploaded to the projects dropbox.

Provide more time (~2 hrs) to discuss in depth about internship at company

More activities for interaction among participants

Some interaction with students

Supply chain management

Practical trial with Moodle 3.5

More discussion on the difference and limitation of such institute.

conclude from 3 members of KKV visiting NTNU

please send the powerpoint for lecture via an email or facebook group before lecture. thank you

Participants should joint a social network for future connections.

## Summary and Conclusions

The results of the evaluation of the first study visit in Norway were very satisfying. Both the quantitative and qualitative parts of the evaluation provided a valuable feedback for assessment of the overall purpose of the study visit, its organization and the gained knowledge achieved.

The rating system that has been used during this evaluation was based on a scale rate from one (1) to six (6). The best rate that could have been given was 6 and the worst 1, according to each question. In all questions, the average rates were between 5 to 6, while in five questions there were one or two answers with rate 4 and 1 answer with rate 3. Those outcomes are satisfactory and show that partners had the chance to exchange valuable information as well as experiences and learn new things that would be helpful for the implementation of project's next steps.





The only less satisfying aspects that have been identified in this evaluation are minor issues, such as:

- Utilization of gained knowledge on the subject
- Organizational aspect of the study visit regarding timing, duration and date
- Balance between theory and discussion

In general, partners were all well satisfied but the above issues were reported in the questionnaires as less satisfying, although overall positive. The aforementioned minor issues should be noted down and used as feedback for the organization of next study visits.

Last but not least, some of the participants expressed some comments for further improvement such as participation in a post-graduate class with relevant subject, detailed discussion of the objectives, comparison among institutes and internships as well, more activities for interaction and participation in social networks.

